

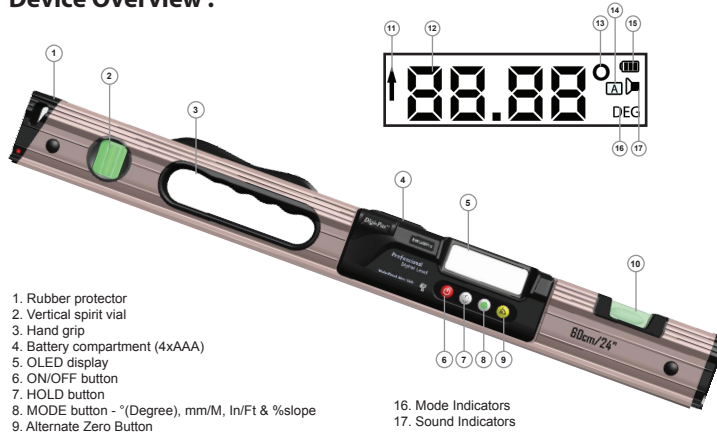
## USER MANUAL

# Waterproof DIGITAL LEVEL

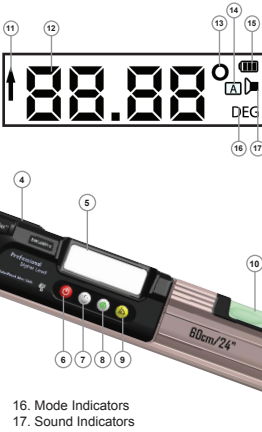
DWL - 680Pro (0.05° Resolution)



## Device Overview :



1. Rubber protector
2. Vertical spirit vial
3. Hand grip
4. Battery compartment (4xAAA)
5. OLED display
6. ON/OFF button
7. HOLD button
8. MODE button - °(Degree), mm/M, In/Ft & %slope
9. Alternate Zero Button
10. Horizontal spirit vial
11. Level directional arrow indicator
12. Level Measurement value
13. Unit indicator
14. Alternate zero indicator
15. Battery indicator



16. Mode Indicators
17. Sound Indicators



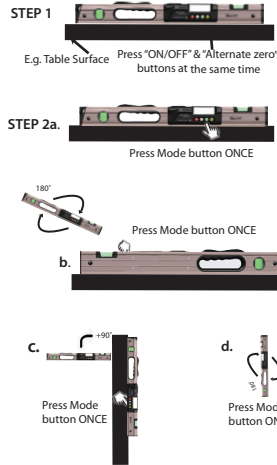
Product of Singapore

® Registered Design

## Calibration Instruction

1. Turn off the device, press & hold **ON/OFF** and **Alternate Zero** buttons at the same time and release after a few seconds. The screen will display flashing "CAL1".
2. a. Place the device on a flat and clean surface, press **MODE** button once, the screen will display countdown, wait until screen countdown reach "0" and show "CAL2".  
b. Rotate the device (180°) parallel to the surface then press **MODE** button again, the screen will display countdown, wait until screen countdown reach "0" and show "CAL3".
3. Position the device right side vertically (-90°) on a level surface, press **MODE** button again, the screen will display countdown, wait until screen countdown reach "0" and show "CAL4".
4. Rotate the device 180° parallel vertically to the surface (+90°) then press **MODE** button again, the screen will display countdown, wait until screen countdown reach "0".
3. Calibration Done.

## Calibration Illustration



Note: Ensure the device is kept still during calibration

### ⚠ Caution

Digi-Pas® device is calibrated in the factory for maximum accuracy. User can re-calibrate when necessary.

Refer to [www.digipas.com](http://www.digipas.com) for video demonstration on how to calibrate the device.

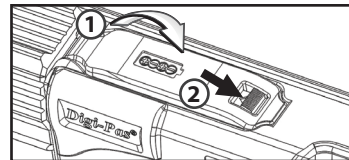
## Technical Specification

Dimension	: 600 x 30 x 60
Weight	: 850 Gram
Operating Temp	: -20°C ~ +60°C
Storage Temp	: -30°C ~ +70°C
Battery	: 4 x AAA 1.5V

## Cleaning

- Keep the level dry and clean. Remove any moisture or dirt with a soft, dry cloth.
- Do not use harsh chemicals, strong detergents or cleaning solvents to clean the level.
- Do not submerge device in water while cleaning. Wiping or cleaning on device surface is sufficient

## Battery Compartment



Push the battery compartment down and hold it in that position then use your finger to push the tab lock to the side as shown till you hear a soft click.

## Features :

### Power on/off :

Press & hold the on/off button to turn on level. Press & hold again to turn off. The device will auto turn off if idle for 3 minutes.

### Hold Function:

Press the "Hold" button to freeze measurement value on the display. Press again to unfreeze.

### Mode Function:

Press the "Mode" button to switch between °(Degree), mm/M, In/Ft, & %slope measurement

### Setting Menu:

Press the "Hold" button and follow by "Mode" button to access the setting menu.

### Alternate Zero Function:

Press the "Alternate Zero" button and the display will show "press mode to start alternate zero". Press "Mode" button and the alternate zero icon will appear next to the measurement. - set any angle to 0° as a reference.

## Warranty

The **Digi-Pas®** Digital level is warranted to the original purchaser to be free from defects in workmanship and material. JSB Tech will, at its option, repair or replace any defective part which may malfunction under normal and proper use within a period of 1 (one) year from the date of shipment. The foregoing warranty shall not apply to defects resulting from misuse, abuse or transfer by the Buyer, Buyer-supplied software or interfacing, unauthorized modification or operation outside of environmental specifications for the product. JSB Tech does not warrant that the operation of the instrument software, or firmware, will be uninterrupted or error free. The exclusive remedy under any and all warranties and guarantees, expressed herein, and we shall not be liable for damages from loss or delay of equipments uses, consequential, or incidental damage. No other warranty is expressed or implied. JSB Tech specifically disclaims the implied warranties of merchantability and fitness for a particular purpose.

Distributed by :

Manufactured by  
**JSB TECH Pte Ltd**

Email: [info@digipas.com](mailto:info@digipas.com)

**www.digipas.com**