

USER MANUAL

**Pocket-Size
DIGITAL LEVEL**

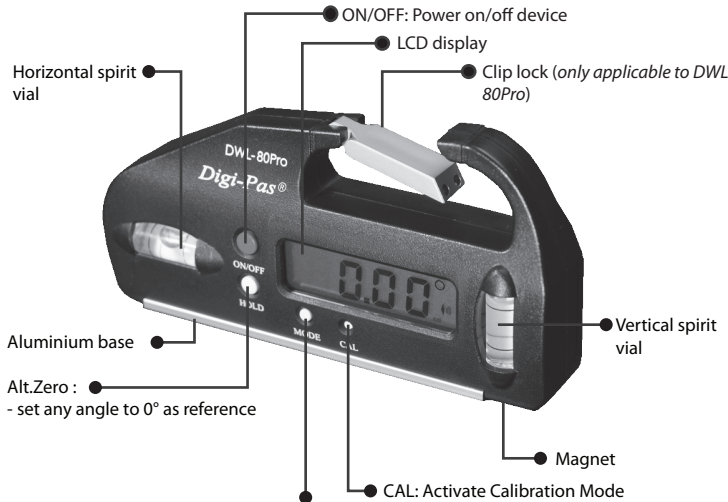
DWL-80Pro (0.05° resolution)
DWL-80E (0.1° resolution)



CE FC RoHS


Product of Singapore

Device Overview :



® Registered Design

Battery Compartment



⚠ Unscrew to open the battery compartment.



For first time usage, remove the plastic strip to connect the battery.

Calibration Instruction

- Turn on the device then press "CAL" button once, the screen will display flashing "CAL1"
- Place the device on a flat and clean surface, press "MODE" button once, the screen will display countdown, wait until screen countdown reach "0" and show "CAL2".
 - Rotate the device (180°) parallel to the surface then press "MODE" button again, the screen will display countdown, wait until screen countdown reach "0" and show "CAL3".
 - Position the device vertically (-90°) on a level surface, press "MODE" button again, the screen will display countdown, wait until screen countdown reach "0" and show "CAL4".
 - Rotate the device 180° parallel vertically to the surface (+90°) then press "MODE" button again, the screen will display countdown, wait until screen countdown reach "0".
- Calibration Done.

Note: Ensure the device is kept still during calibration

Caution

Digi-Pas® device is calibrated in the factory for maximum accuracy. User can re-calibrate when necessary.

Refer to www.digipas.com for video demonstration on how to calibrate the device.

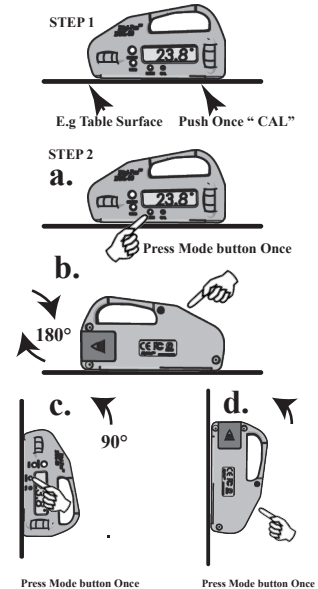
Technical Specification

Dimension : 107 x 55 x 18
 Weight : 65 Grams
 Operating Temp : 0° ~ +50°(Celsius)
 Storage Temp : -10° ~ +60°(Celsius)
 Battery : 2 x CR2032 (3V)

Cleaning

- Keep the level dry and clean. Remove any moisture or dirt with a soft, dry cloth.
- Do not use harsh chemicals, strong detergents or cleaning solvents to clean the level.
- Do not submerge device in water while cleaning. Wiping or cleaning on device surface is sufficient

Calibration Illustration



Warranty

Digi-Pas® Digital level is warranted to the original purchaser to be free from defects in workmanship and material. JSB Tech will, at its option, repair or replace any defective part which may malfunction under normal and proper use within a period of 1 (one) year from the date of shipment. The foregoing warranty shall not apply to defects resulting from misuse, abuse or transfer by the Buyer, Buyer-supplied software or interfacing, unauthorized modification or operation outside of environmental specifications for the product. JSB Tech does not warrant that the operation of the instrument software, or firmware, will be uninterrupted or error free. The exclusive remedy under any and all warrants and guarantees, expressed herein, and we shall not be liable for damages from loss or delay of equipments uses, consequential, or incidental damage. No other warranty is expressed or implied. JSB Tech specifically disclaims the implied warranties of merchantability and fitness for a particular purpose.

Distributed by :

Manufactured by
JSB TECH Pte Ltd

Email: info@digipas.com

www.digipas.com

GLUE