

Surfix® easy Series

Hand-Held Coating Thickness Gauge: Keep it simple.

Surfix® easy-Series Coating Thickness Gauges provide fast, non-destructive, accurate coating measurements of varnish, paint, enamel, chrome, copper, zinc, etc. on iron/steel (magnetic induction method) and all electrically insulating coatings, such as varnish, paint, anodizing coatings on non-ferrous metals, also on stainless steel (eddy-current method).

3 models are available in 6 configurations:

With **integrated** probe

Surfix® easy I-F: for iron/steel

Surfix® easy I-FN: for iron/steel and non-ferrous metals

With **external**, non-switched probe

Surfix® easy E-F: for iron/steel

Surfix® easy E-FN: for iron/steel and non-ferrous metals

With **separate**, exchangeable probe

Surfix® easy S-F: for iron/steel

Surfix® easy S-FN: for iron/steel and non-ferrous metals

Probe:


With wear resistant hard-metal pole tip

Measuring Range F-mode: 0 – 3500 μm (0 – 140 mils)

Measuring Range N-mode: 0 – 3000 μm (0 – 120 mils)

Features

- User-friendly. Switch on and instantly measure!
- Fast and precise measurements
- Dual gauges FN for measurements on iron/steel and non-ferrous metals
- Simple verification of zinc coatings under the paintwork of car bodies with the dual gauges FN
- Automatic substrate recognition with dual gauges FN
- No calibration needed
- Online statistics (N, Avg, Std. Dev., Min, Max)
- Large probe foot provides stable positioning
- Audible indication of measurements
- Selectable units: μm /mils
- Manufacturer's Certificate and 1 year warranty included



Surfix® easy:
Portable precision and
simplicity.

Fields of Application

The gauges are designed to accommodate a wide range of production line, laboratory and field applications. Manufactured to international quality standards, Surfix® easy-Series gauges will provide years of trouble-free use.



Specifications

Surfix® easy Series

Range:

Steel/Iron (F): 0 – 3500 µm (0 – 140 mils)

Aluminium (N): 0 – 3000 µm (0 – 120 mils)

Accuracy:

± 3 µm (± 0.12 mils) or ± 3% of reading
(whichever is greater)

Resolution:

0 – 1000 µm: 1 µm

1000 – 2500 µm: 2 µm

2500 – 3500 µm: 5 µm

0 – 100.0 mils: 0.1 mils

100.0 – 140.0 mils: 0.2 mils

Display:

4-digit alphanumeric, height 10 mm (0.4")

Calibration:

Factory calibration, zero calibration

Statistics:

Number of readings, mean value, standard deviation,
max. and min. reading of max. 99 readings

Operating Temperature:

0°C to + 50°C (32°F to 122°F)

Surface Temperature:

-15°C to + 60°C (5°F to 140°F)

Power:

2 AAA, 1.5 V

Dimensions Gauge:

107 mm x 50 mm x 25 mm (4.3" x 2" x 1")

Dimensions Probe:

∅ 24 mm x 47 mm (∅ 1" x 1.8")

Weight: incl. probe and batteries

Surfix® easy I: 190 g (3.2 oz)

Surfix® easy E: 140 g (5.0 oz)

Surfix® easy S: 165 g (5.8 oz)


Protection class:

IP 52 (proof against dust and dripping water)

Standards:

DIN, ISO, ASTM, BS

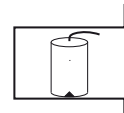
Measuring Limits



Minimum Radius
for Convex Surfaces 5 mm (0.2")




Minimum Radius
for Concave Surfaces 50 mm (2")



Minimum Headroom
Surfix® easy I: 125 mm (5")
Surfix® easy E, S: 50 mm (2")



Minimum
Measuring Area 10 mm x 10 mm
(0.4" x 0.4")



Minimum Substrate
Thickness – F 0.5 mm (20 mils)
Minimum Substrate
Thickness – N 50 µm (2 mils)

Display



- current measurement
- measurement mode
- units of measure
- statistical values

Delivery Schedule

Surfix® easy-Series, e.g. Surfix® easy I-FN:
Gauge incl. probe, zero plates, plastic
shim, 2 x AAA batteries, soft carrying
pouch, manual and manufacturer's
certificate. F models include a steel zero
plate. FN models include steel and aluminium zero plates.
Delivery schedule varies depending on the type.



PHYNIX

Physikalische Oberflächen-Messtechnik
Physical Surface Testing Technology

PHYNIX GmbH & Co. KG

Alexe-Altenkirch-Straße 3

50739 Köln, Germany

Phone +49(0)221/17964-30

info@phynix.de

Fax +49(0)221/17964-35

www.phynix.de